


CERVICAL SCREENING

SARAH JONES & RICHARD MCCORMICK

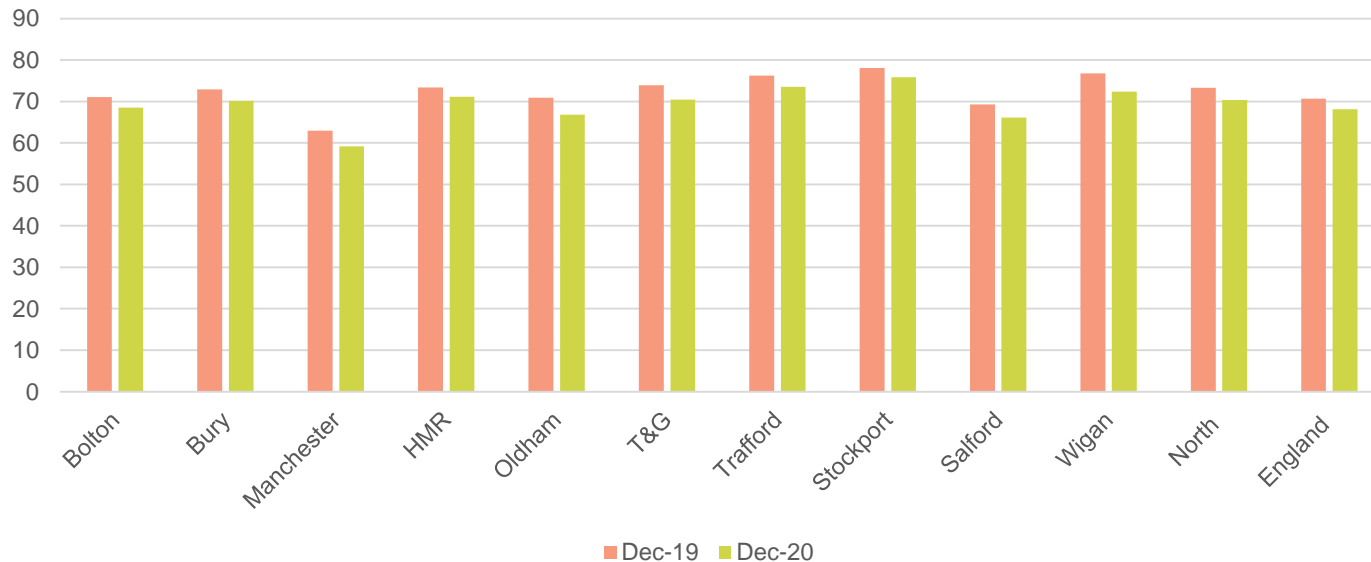
SCREENING & IMMUNISATION TEAM



UPTAKE IN GREATER MANCHESTER

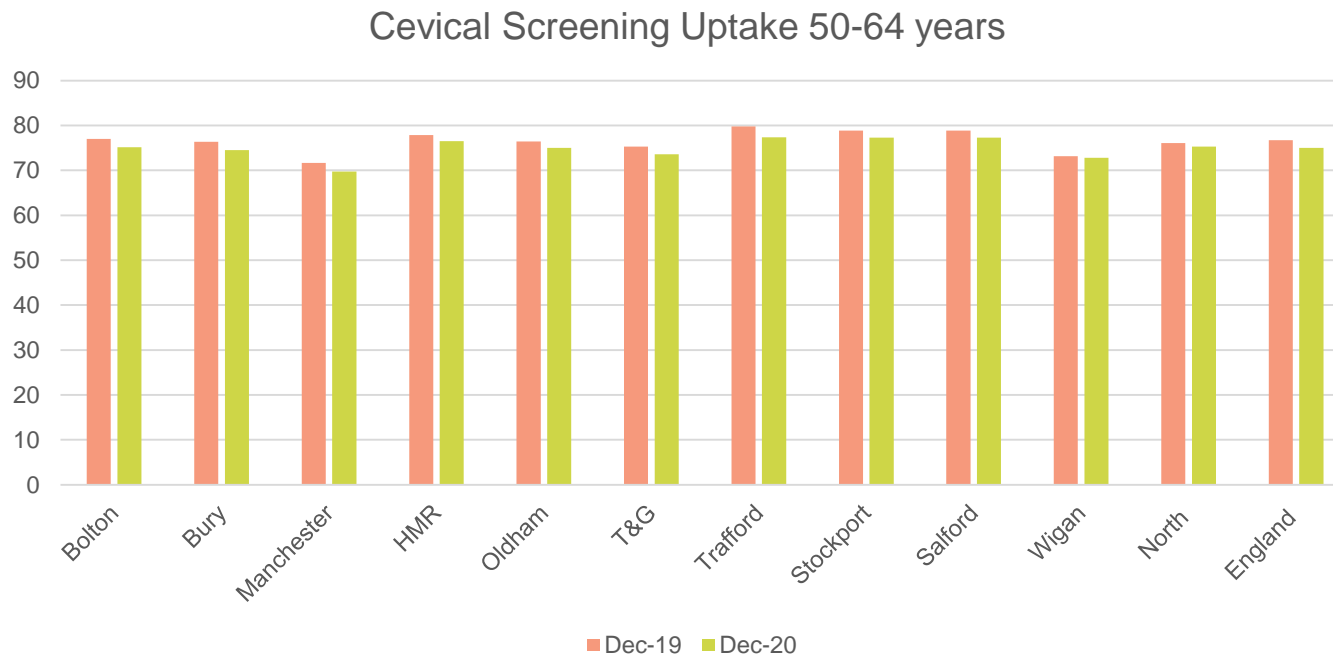
- Uptake varies between practices – National ambition is 80%

Cervical Screening Uptake - 25-49 years



- Practice level data - [Cervical screening: data and research - GOV.UK \(www.gov.uk\)](https://www.gov.uk)

UPTAKE IN GREATER MANCHESTER



- **Practice level data - [Cervical screening: data and research - GOV.UK](https://www.gov.uk)**
[\(\[www.gov.uk\]\(https://www.gov.uk\)\)](https://www.gov.uk)

IMPACT OF COVID

- During the first lockdown, samples received by the lab reduced to 2-300 per week
- Since September, the lab have seen higher than expected numbers of samples every week – between 9000 -12000
- Some women still hesitant to attend
 - Shielding
 - Concerned about Covid risks
 - Assume screening is not a priority

Consider looking back over those who have not responded in the last year and re-invite

<https://www.jostrust.org.uk/about-us/news-and-blog/blog/impact-covid-19-cervical-screening>

TRUN AROUND TIME

- Due to the increased number of samples, the turn around time at the lab has increased to 42 days – most samples will be back much quicker than this
- Please keep up to date with the current TAT via the CSTD
- [CSTD | Manchester \(mft.nhs.uk\)](https://mft.nhs.uk)
- Sample takers should ensure patients are aware that the result could take 5-6 weeks to come back
- After this time the practice can contact the lab to check on the result

REJECTED SAMPLES

Samples rejected March – May 2021

Bolton	Bury	Manchester	HMR	Oldham	Salford	Stockport	Tameside	Trafford	Wigan	Total
28	23	99	26	30	23	25	21	21	54	350

Reasons for rejection

Reason for rejection	Number Rejected
Vial, no form	2
Form, no vial	9
Early repeat	126
Vault sample	2
Out of date vial	104
Form, no vial	6
Unlabelled vial	47
Partially labelled vial	10
Discrepant details on vial & form	38
Insufficient patient ID on form	1
Patient details differ from LIMS/Exeter	2
Vial leaked	3

- The lab will write to the sample taker when a sample is rejected, with the reason
- Repeat samples should be carried out 3 calendar months after rejection (or when they are due if NTDD is later than 3 months)
- Practices should keep a list of all samples taken and ensure a result has been returned for each of them
- If you have any issues please contact the lab or GM SIT

Early Repeats

- Always check Open Exeter if you are unsure of a next test due date.
- If you are unsure if you should take a sample, call the lab to check on 0161 276 5111.
- Samples taken more than **3 months** (previously 6 months) before an individual's test due date should be considered out of programme if they are:
 - A routine recall.
 - An early repeat test in 12 months following a HPV positive/cytology negative test.
 - A follow up test after colposcopy or treatment.

Expiry Date of Vial

- Put a sign on the wall indicating the expiry date of the vials.
- Include vials when doing other stock takes – for example, when checking the expiry dates of vaccines.
- Ensure stock rotation on receipt of deliveries.
- Check every clinical room regularly for expired vials – especially ones that aren't used as often.
- Ensure you check the expiry date **before** taking the sample, as you would prior to administration of a vaccine.
- Ensure there is at least 14 days before the vial expires (or longer if the current lab TAT is longer).
- Record the expiry date in the patients notes so that you are prompted to check.
- Ensure that the patient label does not cover the expiry date.

Wrong Label (Mismatch)

OR

Unlabelled Sample Pot

- Do not handwrite or print forms or labels in advance of the clinic.
- Check the patient's full name, date of birth and address when they arrive.
- Label the vial while the patient is dressing or undressing, and ask the patient to check their details on the form and vial are correct before they leave.
- Ask a colleague to check the form and vial match for each patient before collection (this could be an admin function).

Check patient details on arrival.

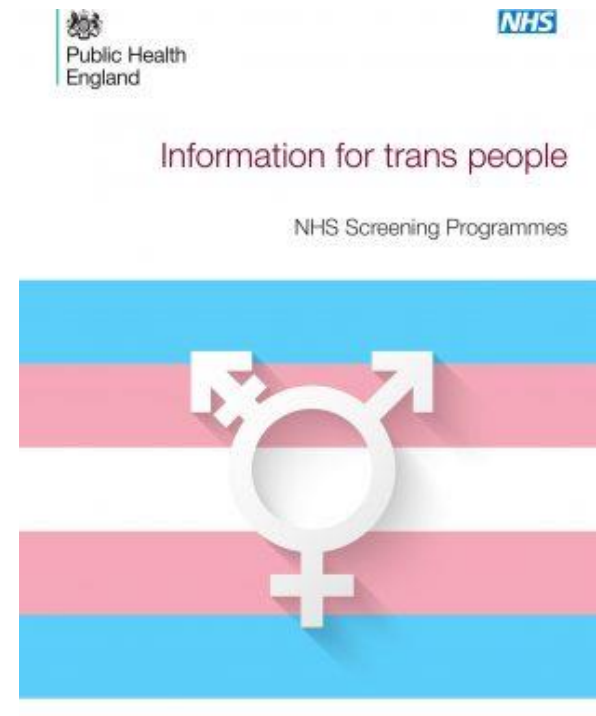
Attach ID label to vial, ensure patient checks details prior to leaving.

Review date of previous sample.

Expiry date of vial should always be checked prior to sample collection.

TRANS PATIENTS

- **Trans Men or non binary patients, who are not registered as Female will not be called for cervical screening**
- **The GP should ensure they are aware of the need for screening (if suitable), and arrange this with the patient**
- **The sample taker should make this clear on the request form.**
- [NHS population screening: information for transgender people - GOV.UK \(www.gov.uk\)](#)



NEW CERVICAL SCREENING SYSTEM

- Replacement for Open Exeter to be launched on 31st October 2021
- Will be a web based system and all users will require a smartcard
- Actions required
 - Ensure all staff have smart cards
 - Ensure they have the correct permissions
 - Ensure the relevant software is installed on your computers
 - Ensure all staff complete relevant training (Not available yet)

New NHS Cervical Screening Management System starting 2021 - NHS

Digital

Screening.implementation@nhs.net

HPV SELF SAMPLING

- **Currently undergoing clinical validation trials & pilot study in London**
- **Involves patient doing a self taken swab which is tested for HPV**
- **If the sample is HPV positive they will be requested to go to their GP for a cervical sample**
- **They will then be followed up as normal in colposcopy if required**

YouScreen

Cervical Screening Made Easier

GM PRIMARY CARE WEBSITE

<https://gmprimarycare.org.uk/screening-and-immunisation/>

The screenshot shows a web browser window displaying the Greater Manchester Health and Social Care Partnership website. The page is titled 'CERVICAL SCREENING' and is part of the 'Screening & Immunisation' section. The main content area includes a welcome message and a list of links: Newsletters – Updated 15/06/2021, Updates, National Guidance, North West Laboratory, Rejected Samples, and Inequalities. On the right side, there is a sidebar with two sections: 'FLU VACCINATION PROGRAMME FOR 2021/22' featuring a 'Greater Manchester Flu Vaccination Passport' graphic and a call to action to join the workforce, and 'SCREENING AND IMMUNISATION' with a brief description of the importance of these activities and a link to the immunisation page.

Greater Manchester Health and Social Care Partnership

GMCA GREATER MANCHESTER COMBINED AUTHORITY

NHS in Greater Manchester

HOME COVID-19 VACCINATION CORONAVIRUS SCREENING & IMMUNISATION WORKFORCE NEWS EVENTS

Home » Screening & Immunisation » Cervical screening

CERVICAL SCREENING

Welcome to the Greater Manchester Cervical Screening page. Here you will find important information and updates regarding the national Cervical Screening programme

- ▶ Newsletters – Updated 15/06/2021
- ▶ Updates
- ▶ National Guidance
- ▶ North West Laboratory
- ▶ Rejected Samples
- ▶ Inequalities

FLU VACCINATION PROGRAMME FOR 2021/22

Greater Manchester Flu Vaccination Passport

Join the workforce to support the Greater Manchester Flu Vaccination Programme for 2021/22.

SCREENING AND IMMUNISATION

Screening and immunisation are essential population health activities that save hundreds of lives and improve outcomes for thousands of Greater Manchester residents each year. Find information and guidance at <https://gmprimarycare.org.uk/immunisation>.

THANK YOU

Contact us

If you have any queries about these guidelines,
contact the GMHSC communications team:
gm.hsccomms@nhs.net

www.gmhsc.org.uk
[@GM_HSC](#)